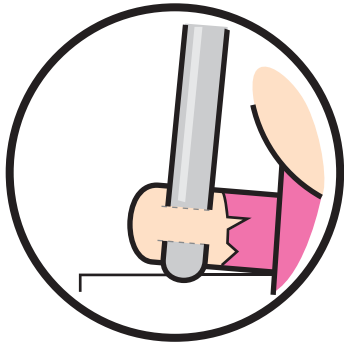



Fairy

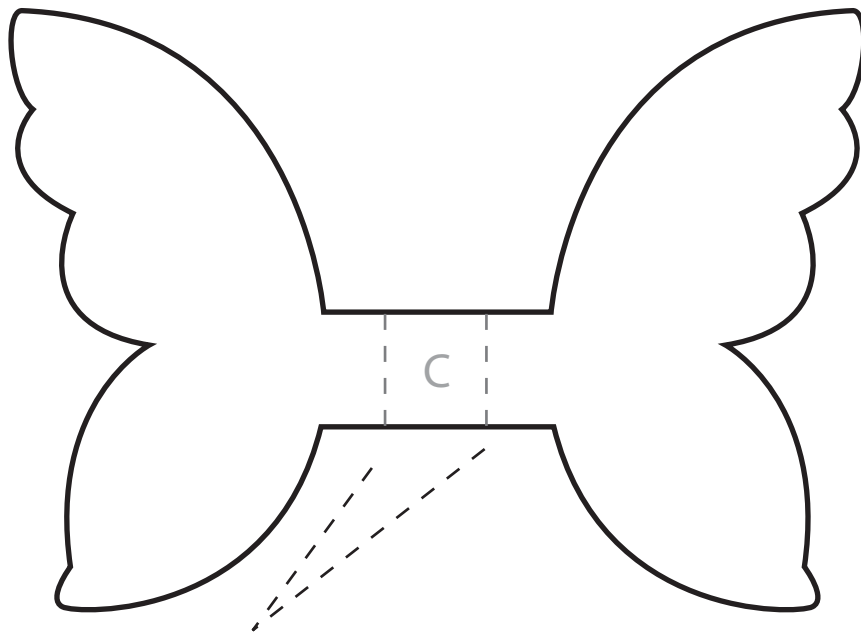

Colour the fairy and wings in and cut them out.
Glue or tape tab 'A' to tab 'B' so it fits around finger.



Cut along dotted lines with a craft knife. Slide the handle of the wand into the slots like above.



Magic wand



Fold along the dotted lines so the wings bend back.
Glue/tape tab 'C' to the back of the fairy.